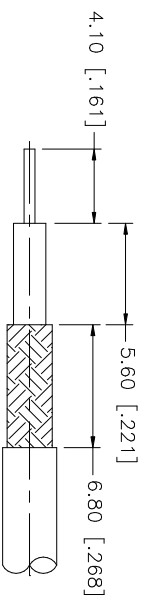
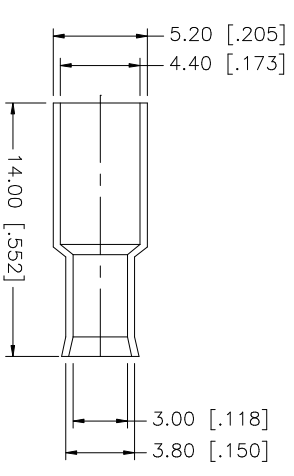
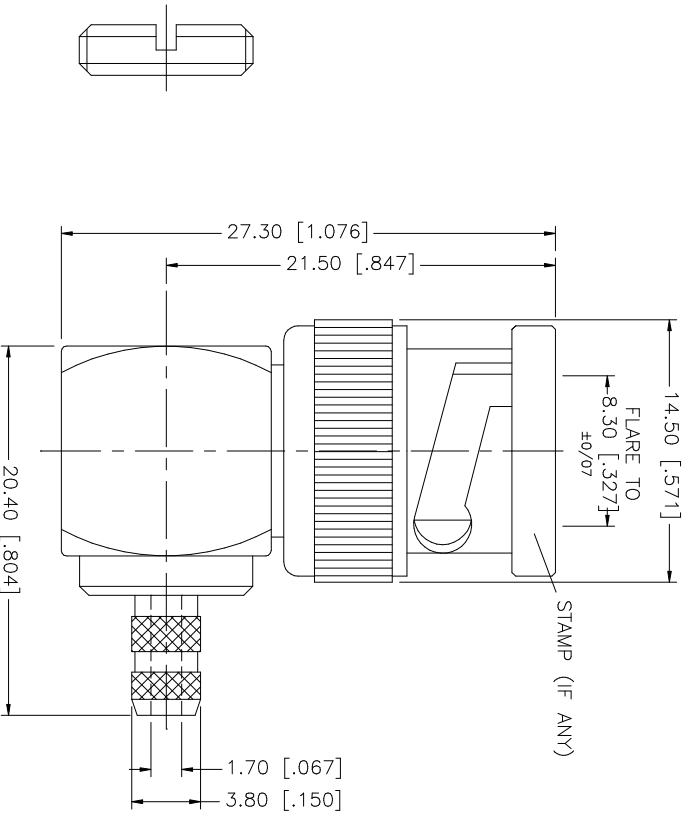


REV.	DATE	DESCRIPTION
A	01/04/04	UPDATE DRAWING FORMAT



RECOMMENDED
CABLE STRIPPING DIM'S

- NOTE:
1. CRIMPED FERRULE
HEX CRIMP SIZE .178"
 2. CONTACT PIN TO SOLDER

QTY	FINISH	MATERIAL	DESCRIPTION
1	NICKEL	BRASS	NUT
1	NICKEL	COPPER	FERRULE
1	GOLD	BRASS	CONTACT PIN
1	NATURAL	DELRI	INSULATOR
1	NICKEL	BRASS	BODY
			DESCRIPTION

UNLESS OTHERWISE SPECIFIED DIMENSIONS ARE IN MILLIMETERS. DIMENSIONS IN [] ARE IN INCHES AND FOR CUSTOMER REFERENCE ONLY.	UNLESS OTHERWISE SPECIFIED DIMENSIONS ARE IN MILLIMETERS ONLY.	UNLESS OTHERWISE SPECIFIED DIMENSIONS ARE IN INCHES ONLY.
0.5 - 8mm ± 0.20mm	8 - 30mm ± 0.40mm	30 - 120mm ± 0.50mm
UNLESS OTHERWISE SPECIFIED DIMENSIONS FOR INCHES ARE:		
.020 - .315 = ± 0.007"	.315 - 1.180 = ± 0.015"	1.180 - 4.724 = ± 0.020"

APPROVALS	DATE	CAD FILE
G.R.S.	01/04/04	C:/112/112178.DWG

PART DESCRIPTION	PART NO.
BNC R/A CRIMP PLUG - 75ohm (FOR RG-174/U, 188A/U, 316/U CABLE)	112178

DWG. NO.	REV.	SIZE	SCALE
112178.DWG	A	A	NA

Amphenol Connex